

CRYSTAL VAULTS



Modern Witch's Guide
to Crystal Power



Using Crystal Energy for Powerful Personal Magic

Take charge of your life. It is yours! Turn the tables on those that would harm you. Free your spirit and that of others. Accomplish YOUR dreams and know in your soul, you are truly what you always wished to be. Crystal energy is your new power. This is your new guide. Never turn back. That is the Modern Witch way and crystals can make it real.

The uses of crystals can be complex. Our Crystal Masters, Senior Crystal Masters, and Crystal Magi are all well versed in the arcane and magical uses of crystals from understanding how they are affected by the currents of the solar system, like the movement of the Moon in her orbit, to the complexities of their energy based on their Earth Energies derived from their component chemistry.

To use them, as a practicing witch, you don't need that complexity to create magic and bring power to accomplish your goals and desires. Take a deep breath and relax.

We are about to take aim at the complexity and verbosity often found in crystal books and blow away the smoke and make things as simple as possible. When we do, you

as a practicing modern witch will be able to seemingly work miracles.

To use crystals to bend the Universe to your desires and needs, there are five key elements to master.

Fortunately, they are relatively easy to both understand and use. They are intention, design, ritual focus, belief, and artifacts.

First, let's cover these five keys then some examples will make them crystal clear (that is my joke for this guide).



Intentions

First, your Intentions. To create power with crystals you must first clearly envision the result you intend. You must be able to describe it, feel it, hear it, savor it, and surround yourself with it. You can only manifest what

you can contemplate. Your intentions are the "requirements document" of any crystal power creation. Without a clear intention, nothing of value will be accomplished.



Belief

Second, your belief. Beliefs and magic go hand in hand. Without belief, you can't create magic. Believing in magic can create a better life, bring you more luck, and cause good things to happen.

Your belief in yourself, the righteousness of your intentions, and your belief in the magic you will create become part of the energy required to bring about changes and also remove obstacles for the better.

The power of change is within you, and with the elements of the sun, moon, stars, storms, rainbows trees, herbs, and yes, crystals it can be manifested.




Ritual Focus

Thirdly, you need a ritual focus. A ritual is a prescribed method of accomplishing something. When we participate in rituals, we are taking action to get focused on taking specific action steps to focus our attention and energy on achieving a certain effect.

This gives a sense of control that we are making things happen. Although it may not seem that important, without ritual, you will find very little success in using crystals effectively. The good news here is that you are

to create your own rituals. It is not hard, your spirit will guide you.

The important part is that you take the time to create them to use your crystals. When people devise their own rituals, they contain more personally relevant and symbolic aspects. Additionally, rituals heighten how involved we are in our experiences.



Design

The fourth element is design. This will take a bit to explain. We will be designing rituals for five general purposes and then tuning them for specific intentions.

Human needs and desires - the ones that you will be using crystals to gain the power to effect fall primarily

into five basic categories. The first three relate to acquiring and protecting things we value, and the other two are related to keeping away that which we do not desire. These five needs are universal, timeless, and independent of culture, religion, sex, age, intelligence, and each other. We have more than one need at a time. We seek that which we do not have, yet desire. We all seek food, shelter, love, companionship, victory, health, and ten thousand other things.

Life is a constant quest. We seek adventure, security, companionship, success, fortune, fame, possessions, well-being, and friendship. We seek stimulation, relaxation, knowledge, wisdom, peace, prosperity, and meaning. Everyone is looking for something or someone.

We strive to enhance that which we possess and value. If we have some success, we want more. If we have some talent, we want to make it grow. One of the strengths of humankind is that we have a constant desire to improve. We all want to enhance our abilities, our lives, and our accomplishments. We want to be better.

Third, we wish to guard that which we do possess and value. Once we find food, shelter, love, and other objects of our desire, it becomes important to protect these things. Defending ourselves, our property, our way of life, and our loved ones is a constant battle.

Our fourth need is to dispel that which we possess yet do not want. We get sick and we want to get well. We have bad habits we want to break. We have relationships from which we want to escape. We have worries we want to be rid of.

Finally, we need barriers. We often wish to protect ourselves from that which we do not have but which we do not want. Famine, disease, war, accidents, natural disasters, and unpleasantness of all kinds are the afflictions against which we seek to protect ourselves. There is a lot on this planet from which we would very much desire protection.

Witches can easily use rituals to create powerful currents in all these areas. This is accomplished by using artifacts to create ritual magic in unique ways for each of these five general needs.

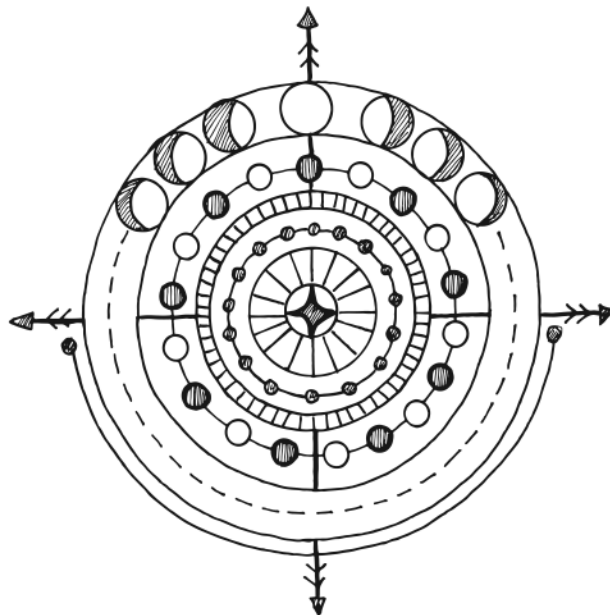


Artifacts

Ah... now the artifacts. Crystals are just one of the artifacts we will be using to create magic as a witch. While there are many others, and their uses are beyond this guide, crystals will be our focus here.

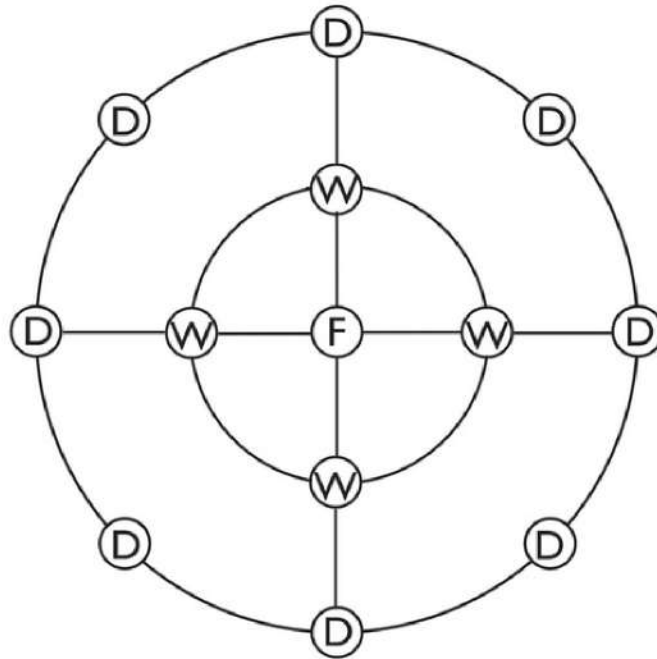
Artifacts are the tools used by a witch to create magic and bend the Universe to their desires. The intentions, design, ritual focus, and belief of the Witch will dictate the artifacts. In this guide, we will explore how a witch selects and uses crystals in her rituals and magic.

The most powerful way you as a witch can use crystals to take charge of your life turn the tables on those that would harm you, free your spirit, and that of others, and accomplish YOUR dreams is to use them on Ritual Grids. Ritual Grids further amplify, combine, and shape a crystal's energy with other energies for a particular need.



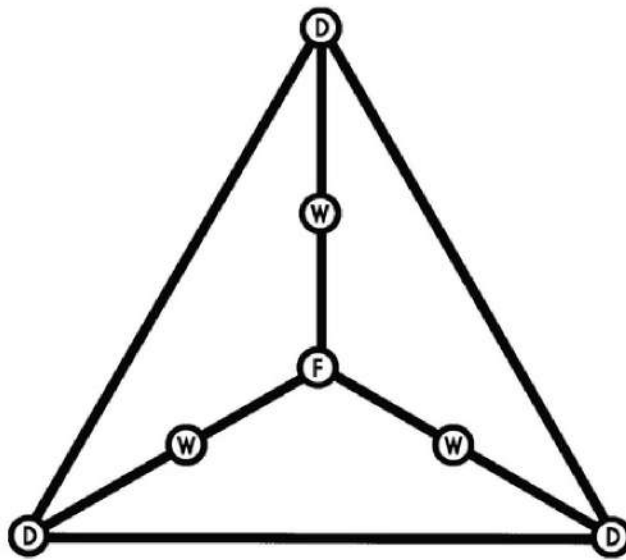
Ritual Grids

Ritual Grids are designs based on Sacred Geometry that have the power to focus and amplify the Universal Life Force when appropriate crystal energy is added.



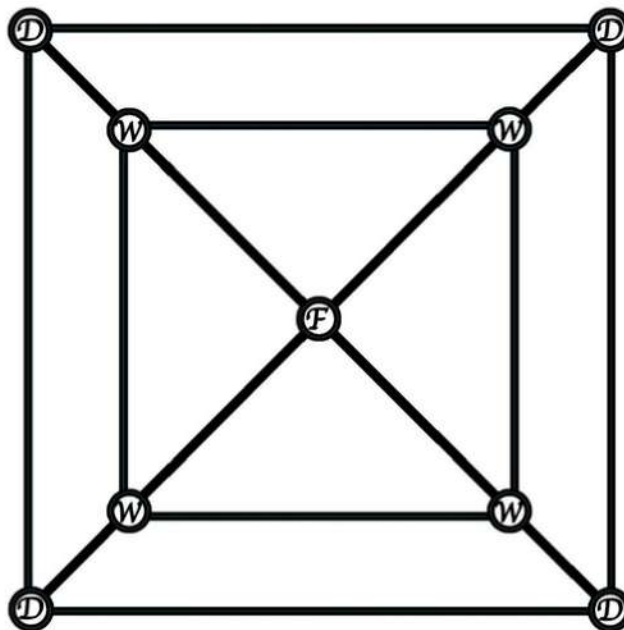
For using crystal energy to seek that which we do not have, yet desire we use the Circle as the grid design in a ritual.

The circle symbol is universal in meaning. It is a sacred symbol that represents the infinite and the inclusiveness of the Cosmos.

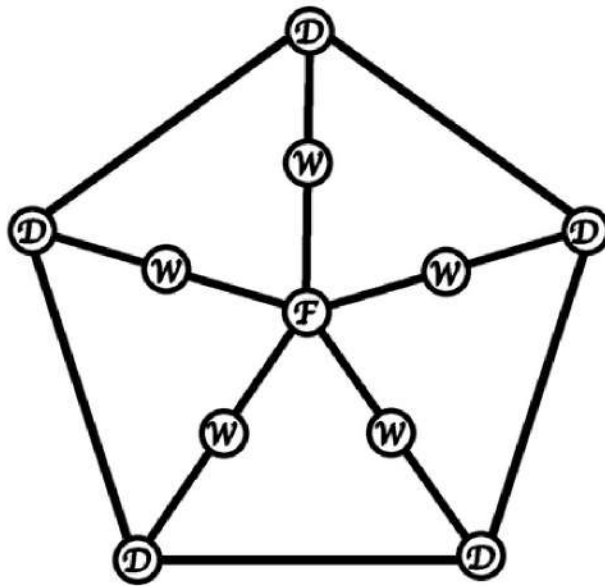


For using crystal energy to enhance that which we possess and value we use the triangle grid design.

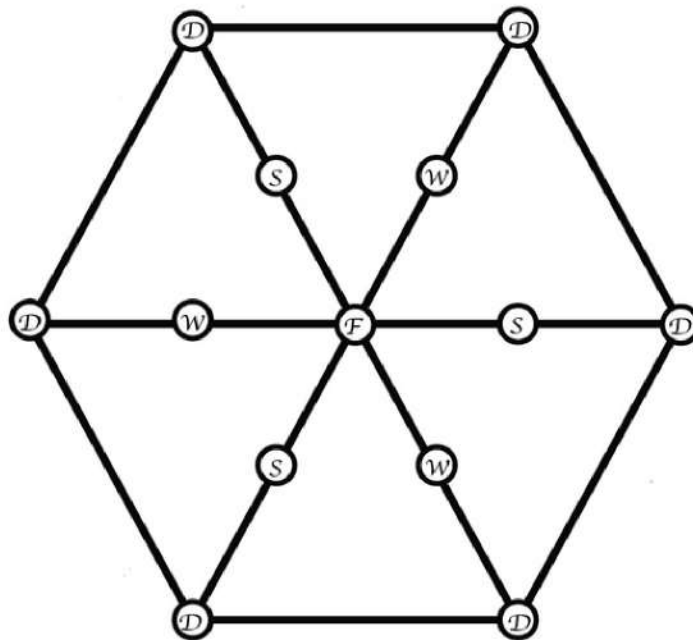
Crystal grids built on the triangle are often used when the grid design is focused on seeking clarity, simplicity, and good communication.



For using crystal energy to guard what we possess, we use the square as the ritual grid design.



To create barriers with our crystals to keep out that which we do not desire, we use the pentagon design.



And to rid ourselves of that which we do not desire, we use the hexagon design in our ritual grids.

These designs can be hand drawn or printed in some way. What is important is that the shape is easily recognized

and you know how to use it with crystals to make it an effective ritual grid.

Now once you have the Ritual Grid design for the particular intention of your work, you need to know how to bring the right crystals to the grid and use it in a ritual to accomplish your goals.

Each Ritual Grid design uses three types of crystals:

- A Focus Stone is placed in the center of the Ritual Grid which gathers the Universal Life Force and focuses it on the grid.
- A ring of Way Stones. These stones shape and modify and amplify the flow of the Life Force in the grid and pass it to the Desire Stones.
- An outer ring of Desire Stones. These stones do the final shaping and amplifying of the force and energy of the grid tuning it to the desired energy.

Normally, for almost all Ritual Grids, a Clear Quartz crystal is used as the Focus Stone. The clarity and focus of the Clear Quartz make for a powerful and effective grid.



The Way Stones, the next outer ring from the center Focus Stone are selected to add energy and to begin to shape the energy. They are sort of a "halfway house" for the energy. They are selected to point the energy in the direction we desire.

For example, if you were conducting a ritual to bring love to a family, the Way Stones might be selected to create trust in the family as a prelude or basis of the love. These Way Stones are selected primarily by their color energy. Selecting the color energy for your grid crystals is easily done with this [color companion guide](#).

In it, for example, you can select the color "yellow" to see what energy yellow crystals have and see examples of popular yellow crystals you can use for that energy.

Finally, there are the Desire Stones. These are crystals selected by color to do the final shaping and amplifying of the desired outcome. In our example of a ritual grid for bringing love to a family, Rose Quartz might well be selected as the Desire Stone for its powerful loving pink energy rays.

The ritual grids are usually laid within a sacred space. The formulation and design of a sacred space are beyond this guide, but you can find some very good ideas in this

companion guide at Crystal Vaults: [How to Create a Sacred Space](#).

Example

Let's assume you wish to cast a spell or conduct a ritual to rid your life, or someone else's of something unpleasant. You wish to cast a Be Gone spell or conduct a banishing ritual of some kind.

For this ritual, we can use a ritual crystal grid to bring that banishing energy to our spell. From our guide here, we see we should use a hexagram design.



Now there are several ways to do this. Our preferred method is to make a picture of what we wish to banish and then overlay it with the grid design. Next, we need to find the crystals we need. For the Focus Stone, we can go with the favorited Quartz Crystal. We use a polished one, but any will do.

Next, we need to decide on our Way Stones. Let's decide we want the energy to help free us of strife and discord and help us settle down, and regroup, from the unpleasant element. Well, the energy of brown crystals we see in the companion guide does that. We might decide we want some brown Agates to bring that to our ritual.



Finally, we are seeking to dispel an unpleasant situation and restore some peace and tranquility to our life. So we might decide our Desire Stones need to be turquoise in color. Turquoise crystals help overcome anxiety and remove stress. That is what we want.

So we can create our sacred space and in it, we can create a ritual grid with a picture of the unpleasant element we want to banish. Over it, we will place a hexagram grid design to deal with it.

On the grid, we will first place our center Focus Stone of Quartz, and seek the Universal Life Force to focus here on our ritual grid to bring the energy of banishment.

We can next place the ring of Agates as the Way Stones seeking as we do that we are granted peace and freedom from strife.

Finally, we can place the outer ring of Desire Stones, the turquoise, and start to feel the flow of the energy of banishment from the ritual grid.

Final Thoughts

This is a very abbreviated guide to using crystals on grids. We have an entire course that you might find valuable. It

is a part of the sequence of courses leading to crystal master here. To learn more, [here is our guide to that journey](#).



And finally, should that be of interest, we are currently offering all members of the Crystal Inner Circle the opportunity to complete all the courses leading to Crystal Master FREE with membership.

Also, that membership is on sale right now for \$8.25 a month (paid annually at \$99) with code **NEWYEAR23**. [Learn more here](#) and take an amazing journey.